


CPS Fails: Kids Can't Read




CPS School Board District 2

Location: Far North Side

Enrollment: 26,384 (W 21%, B 16%, H 41%, A 17%)



Only **31%** of all students are proficient in **READING**



Only **25%** of all students are proficient in **MATH**

Proficiency By Race



	White	Black	Hispanic	Asian
READING	50%	23%	21%	39%
MATH	44%	15%	15%	35%

Reading Proficiency By Grade





Grade	Grade 3	Grade 4	Grade 5	Grade 6	Grade 7	Grade 8	Grade 11
Proficiency	23%	27%	27%	28%	35%	32%	32%

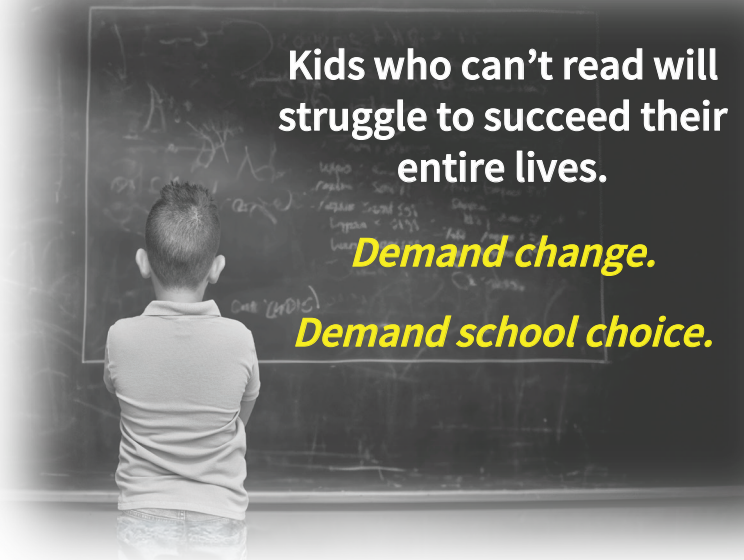
 Yet **88%** of students graduate 

More CPS Data

86% of teachers are rated "excellent or proficient" **70%** of schools are rated "exemplary" or "commendable"

 **All-in spending per student**
 2019 \$20,979 **Up 39%**
 2023 \$29,207

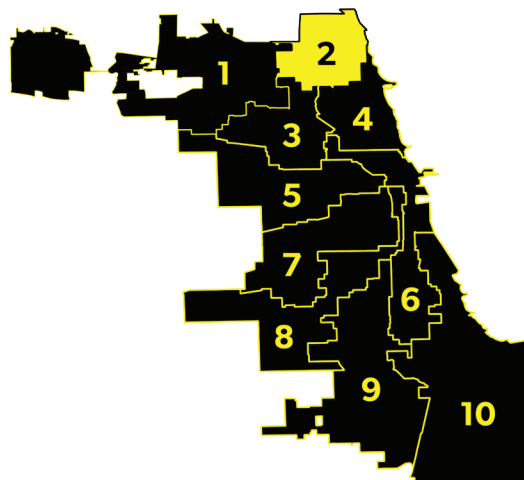
 **Student Enrollment**
 2003 438,589 **Down 27%**
 2023 322,106



CPS Fails: Kids Can't Read



CPS School Board Election District 2



School Name	Enrollment	Percent of students proficient in:		Grad. Rate
		Reading	Math	
Acero - Sor Juana Ines de la Cruz	513	12%	6%	92%
Albany Park Multicultural Elem	221	17%	9%	--
Amundsen High School	1,494	35%	30%	91%
Armstrong G Elem IntL Studies	1,236	38%	27%	--
Asian Human Services - Passage	311	19%	8%	--
Bateman Elem School	882	26%	17%	--
Budlong Elem School	673	36%	25%	--
Chappell Elem School	540	38%	32%	--
Chicago Math & Sci Elem Charter	602	29%	23%	87%
Clinton Elem School	1,009	22%	18%	--
Decatur Classical Elem School	323	91%	88%	--
Devry Advantage Acad High Schl	134	37%	30%	98%
Edison Elem Regional Gifted Cntr	267	89%	89%	--
Field Elem School	154	15%	6%	--
Gale Elem Community Acad	218	9%	4%	--
Hayt Elem School	869	28%	15%	--
Hibbard Elem School	895	16%	9%	--
Jamieson Elem School	786	41%	33%	--

School Name	Enrollment	Percent of students proficient in:		Grad. Rate
		Reading	Math	
Jordan Elem Community School	493	8%	7%	--
Kilmer Elem School	738	20%	14%	--
Mather High School	1,654	15%	14%	83%
McPherson Elem School	653	25%	15%	--
Mosaic School of Fine Arts	721	27%	16%	--
New Field Elem School	511	18%	12%	--
Northside College Preparatory HS	1,040	92%	93%	97%
Peirce Elem Intl Studies School	1,061	35%	30%	--
Peterson Elem School	834	31%	26%	--
Rogers Elem School	694	40%	30%	--
Senn High School	1,531	24%	15%	87%
Stone Elem Scholastic Acad	551	52%	38%	--
Sullivan High School	662	7%	8%	72%
Swift Elem Specialty School	532	23%	14%	--
Volta Elem School	694	8%	8%	--
Von Steuben Metro Science HS	1,643	39%	33%	93%
Waters Elem School	619	52%	47%	--
West Ridge Elem School	626	27%	21%	--

Note: The list above does not include Pre-K through second-grade schools